



VAL-ENZA HORECA

Nous habillons vos tables
avec passion !



ARCOROC

DRINKWARE **2023**
Collections






SUMMARY

| | |
|--------------------------------|-------|
| • ABSOLUTY <i>new</i> | 16 |
| • ALAMEDA | 23 |
| • AMÉLIA | 13 |
| • AMSTERDAM | 19 |
| ◦ ARC | 38 |
| • ARCADIE | 23 |
| • ARPÈGE | 20 |
| • ARPÈGE COLOR | 21 |
| • À VIN | 37 |
| • BARIL | 19 |
| • BE BOP | 22 |
| • BOCK 25 | 33 |
| • BOURBON STREET | 20 |
| • BRIO | 28 |
| • BRITANNIA | 33 |
| • BRIXTON | 20 |
| • BROADWAY | 20-28 |
| • CABERNET ABONDANT | 9 |
| • CABERNET BALLON | 8 |
| • CABERNET SUPRÊME | 9 |
| • CABERNET TULIPE | 9 |
| • CABERNET VINS JEUNES | 9-32 |
| • CAMPUS | 25 |
| • CAN | 22 |
| • CARRÉ | 37 |
| • CERVOISE | 32 |
| • CHAMPAGNE & COCKTAIL | 28 |
| • CHIQUITO | 24 |
| • COCKTAIL | 28 |
| • COLOR STUDIO | 21 |
| • CONIQUE | 23 |
| • DAMIER | 39 |
| • DECANTA | 36 |
| • DÉGUSTATION | 34 |
| • DISTINCTION <i>new</i> | 7 |
| • DOMAINE | 12 |
| • ÉLÉGANCE | 14-19 |
| • ÉLISA | 12-24 |
| • EMPILABLE | 39 |
| • ESKALE | 23 |
| • ÉVIDENCE <i>new</i> | 10 |
| • EXALTATION | 6 |
| • EXPLORE | 36 |
| • FINE CHAMPAGNE | 34 |
| • FLUID | 37 |

| | | | |
|----------------------------------|------------|-------------------------------|----------|
| • FLUID COLORS..... | 38 | • SENSATION EXALT..... | 10 |
| • FORUM..... | 25 | • SÉQUENCE..... | 8-32 |
| ◦ FUNAMBULE..... | 38 | ◦ SHAKER..... | 30 |
| • GIN..... | 35 | • SHETLAND..... | 18 |
| • GRANITY..... | 25 | • SIDRA..... | 24 |
| • HAWORTH..... | 33 | • SILHOUETTE new | 14 |
| • HOT SHOT..... | 35 | • SPIRALE..... | 26 |
| • HURRICANE..... | 29 | • SPIRITS..... | 34 |
| • IRISH COFFEE..... | 35 | • SPRING new | 39 |
| • ISLANDE..... | 17 | • STACK'UP..... | 27 |
| • KYOTO..... | 30 | • STACKY..... | 27 |
| • LIMA..... | 16 | • STOCKHOLM..... | 19 |
| • LINÉAL..... | 13 | • SUBLYM..... | 8-32 |
| • LINZ..... | 32 | • SYMÉTRIE new | 10 |
| • LOG..... | 26 | ◦ TIVOLI..... | 39 |
| • LOG BRUSH..... | 22 | • TUBO..... | 24 |
| • LOUISIANE..... | 20 | • TULIP..... | 33 |
| • MACARON..... | 6-18-36 | • ULTIMATE..... | 33 |
| • MACARON FASCINATION..... | 6 | • VIGNE..... | 16 |
| • MAGNIFIQUE..... | 12 | • VIGNE..... | 35 |
| • MALÉA..... | 17 | • VILLENEUVE..... | 7-28 |
| • MARGARITA..... | 29 | • VINA..... | 15-19-36 |
| • MARTIGUES..... | 30 | • VIN AU VERRE..... | 11 |
| • MINÉRAL..... | 12 | • VITICOLE..... | 15 |
| • MONTI..... | 29 | • V. JULIETTE..... | 12-19 |
| • NEW YORK..... | 26 | • WEST LOOP..... | 21-29-35 |
| • NONIC..... | 33 | • WILLI BECHER..... | 33 |
| • NORMANDIE..... | 13 | | |
| • NORVÈGE..... | 26 | | |
| • OLD SQUARE..... | 20 | | |
| • OPENING..... | 36 | | |
| • OPEN'UP..... | 6-18-32-36 | | |
| • OPEN'UP SPIRIT..... | 34-35 | | |
| • OUTDOOR PERFECT..... | 27-31-38 | | |
| • PINTA..... | 24 | | |
| • PRIMARY..... | 19 | | |
| • PRIMARY COLOR new | 21 | | |
| • PRIMARY HANDCRAFT..... | 21 | | |
| • PRINCESA..... | 13-24 | | |
| • PRYSM..... | 24 | | |
| • QUADRO..... | 38 | | |
| • REIMS..... | 29 | | |
| • REVEAL'UP..... | 7-32 | | |
| • SALTO..... | 18 | | |
| • SALTO ICE BLUE..... | 22 | | |
| • SAVOIE..... | 14 | | |

HB: High Ball.
 OF: Old Fashioned.
 Ø M: Maximum diameter.
 Ø W/O handle: Diameter without handle.
 H: Height.
 W: Weight.


2023 News

◦ Sold under **Luminarc**

*Photos are not binding.
 The article designations are commercial designations where
 the size is indicative.*

PACKAGING

F → Closed box. Self-closing or semi-self-closing base.
FF → Closed box with window.
R → Shrink-wrap set.
A → Regular slotted carton used as primary packaging.
B → Types of secondary packaging Master carton.

Example :
 F6/B4 = 24 - Primary packaging : F
 Master carton : B
 Number of pieces inside the primary packaging : 6
 Number of primary packs in Master carton : 4



CHAMPAGNE







CHAMPAGNE

La Cave de
Jean



Expert Stemglasses

Classification of our Chef&Sommelier expert stemglasses according to the type of wine.

| | SPARKLING WINE | YOUNG WINE | BIO WINE | MATURE WINE | FULL-BODIED WINE |
|---|------------------------|------------------------|----------|------------------------|---------------------------|
| Exaltation  | X | | | | |
| Open'Up  | | X | | | |
| Macaron  | | | X | | |
| Macaron Fascination  | | | | X | |
| Villeneuve  | | | | | X |
| Reveal'Up  | X Reveal'up Soft | X Reveal'up Soft | | X Reveal'up Soft | X Reveal'up Intense |

Exaltation

C&S KRYSTA

SHEER RIM / EFFERVESCENCE PLUS



35 cl
Ø M = 82 mm
H = 235 mm
W = 155 g
Q0818
F6/B4=24



30 cl
Ø M = 78 mm
H = 211 mm
W = 150 g
Q1151
F6/B4=24
Q9945
F2/B4=8



≈19 cl
60 cl
Ø M = 105 mm
H = 235 mm
W = 195 g
L9414
F6/B2=12



≈15 cl
50 cl
Ø M = 100 mm
H = 215 mm
W = 167 g
L9412
F6/B4=24



≈12,5 cl
40 cl
Ø M = 94 mm
H = 200 mm
W = 135 g
L9267
F6/B4=24



≈12,5 cl
30 cl
Ø M = 83 mm
H = 197 mm
W = 130 g
L9348
F6/B4=24



40 cl HB
Ø M = 87 mm
H = 103 mm
W = 138 g
N0834
F6/B4=24

Collection that has also a DECANTER, (P.36).

C&S KRYSTA

SHEER RIM / * EFFERVESCENCE PLUS

Macaron Fascination

C&S KRYSTA

SHEER RIM / * EFFERVESCENCE PLUS



60 cl
Ø M = 108 mm
H = 228 mm
W = 168 g
N6385
F6/B4=24



50 cl
Ø M = 103 mm
H = 215 mm
W = 154 g
N6383
F6/B4=24



40 cl
Ø M = 95 mm
H = 200 mm
W = 133 g
N6380
F6/B4=24



30 cl
Ø M = 95 mm
H = 191 mm
W = 131 g
N6386
F6/B4=24



40 cl HB
Ø M = 87 mm
H = 103 mm
W = 138 g
N0834
F6/B4=24



≈ 11 cl
55 cl TANNIC
Ø M = 107 mm
H = 233 mm
W = 207 g
U1013
F6/B4=24



≈ 9,5 cl
47 cl SOFT
Ø M = 103 mm
H = 226 mm
W = 207 g
U1012
F6/B4=24

Collection that has also a DECANTER, (P.36).

Open'Up...

C&S KRYSTA

SHEER RIM

... Open'Up

C&S KRYSTA


SHEER RIM / * EFFERVESCENCE PLUS



≈ 6 cl
40 cl UNIVERSAL TASTING
Ø M = 91 mm
H = 231 mm
W = 198 g
U1011
F6/B4=24



≈10 cl
37 cl ROUND
Ø M = 96 mm
H = 211 mm
W = 166 g
U1010
F6/B4=24



≈ 4 cl
32 cl PRO TASTING
Ø M = 87 mm
H = 180 mm
W = 134 g
U1008
F6/B4=24



≈12,5 cl
20 cl
Ø M = 74 mm
H = 234 mm
W = 161 g
U1051
F6/B4=24



35 cl HB
Ø M = 78 mm
H = 118 mm
W = 150 g
U1041
F6/B4=24









38 cl OF
Ø M = 93 mm
H = 94 mm
W = 155 g
U1033
F6/B4=24

Collection that also has AFTER-DINNER DRINKS and DECANTER, (P. 34, 35, 36).

Reveal'Up

C&S KRISTA






SHEER RIM / * EFFERVESCENCE PLUS

| | | | | | |
|---|---|---|---|---|---|
|  |  |  |  |  |  |
| ≈12 cl | ≈10 cl | ≈ 7 cl | ≈13 cl | ≈10 cl | |
| 50 cl SOFT | 40 cl SOFT | 30 cl SOFT | 55 cl INTENSE | 45 cl INTENSE | 21 cl |
| Ø M = 96 mm H = 246 mm W = 199 g | Ø M = 91 mm H = 231 mm W = 191 g | Ø M = 83 mm H = 217 mm W = 140 g | Ø M = 111 mm H = 234 mm W = 200 g | Ø M = 104 mm H = 221 mm W = 189 g | Ø M = 70 mm H = 233 mm W = 153 g |
| N1738 F6/B2=12 | J8743 F6/B4=24 | J8908 F6/B4=24 | J9014 F6/B4=24 | J8742 F6/B4=24 | J8907 F6/B4=24 |
| | Q8623 F2/B8=16 | | | | |

Villeneuve

C&S KRISTA

SHEER RIM

| | | | | |
|--|---|---|---|---|
|  |  |  |  |  |
| 73 cl | 63,5 cl | 53,5 cl | 47,5 cl | 26,5 cl |
| Ø M = 101 mm H = 258 mm W = 229 g | Ø M = 105 mm H = 227 mm W = 212 g | Ø M = 90 mm H = 248 mm W = 213 g | Ø M = 87 mm H = 228 mm W = 177 g | Ø M = 86 mm H = 201 mm W = 162 g |
| Q5375 A12=12 | Q5373 A12=12 | Q5374 A12=12 | Q5376 A12=12 | Q5372 A12=12 |



Match with the collection Exaltation, (P.6).

UNIVERSAL





NEW

Distinction

C&S KRISTA

SHEER RIM / * EFFERVESCENCE PLUS



| | | | |
|---|---|---|---|
|  |  |  |  |
| 47 cl | 38 cl | 28 cl | 23 cl |
| Ø M = 96 mm H = 233 mm W = 182 g | Ø M = 91 mm H = 220 mm W = 175 g | Ø M = 83 mm H = 207 mm W = 148 g | Ø M = 70 mm H = 233 mm W = 130 g |
| Q9064 F6/B4=24 | Q9062 F6/B4=24 | Q8990 F6/B4=24 | Q9080 F6/B4=24 |

Séquence...

C&S KRISTA

SHEER RIM / * EFFERVESCENCE PLUS



74 cl
Ø M = 100 mm
H = 235 mm
W = 200 g
L9951
F6/B2=12



62 cl
Ø M = 95 mm
H = 235 mm
W = 205 g
N9710
F6/B4=24



55 cl
Ø M = 90 mm
H = 235 mm
W = 190 g
L9950
F6/B2=12



44 cl
Ø M = 87 mm
H = 227 mm
W = 177 g
L9949
F6/B2=12



35 cl
Ø M = 79 mm
H = 210 mm
W = 155 g
L9948
F6/B4=24



24 cl IMPERIALE
Ø M = 69 mm
H = 235 mm
W = 155 g
P3787
F6/B4=24



17 cl
Ø M = 70 mm
H = 208 mm
W = 135 g
L9947
F6/B4=24

...Séquence

C&S KRISTA

SHEER RIM



47 cl MULTIPURPOSE
Ø M = 86 mm
H = 180 mm
W = 163 g
N9711
F6/B4=24



37 cl BEER
Ø M = 80 mm
H = 150 mm
W = 130 g
P0089
F6/B4=24



21 cl PORTO
Ø M = 66 mm
H = 190 mm
W = 115 g
N9696
F6/B4=24



55 cl
Ø M = 92 mm
H = 260 mm
W = 215 g
V3604
F6/B2=12



45 cl
Ø M = 87 mm
H = 250 mm
W = 201 g
N1739
F6/B2=12



35 cl
Ø M = 81 mm
H = 230 mm
W = 175 g
L2761
F6/B4=24



25 cl
Ø M = 72 mm
H = 207 mm
W = 150 g
L2609
F6/B4=24

...Sublym

C&S KRISTA

SHEER RIM / * EFFERVESCENCE PLUS



21 cl
Ø M = 70 mm
H = 240 mm
W = 140 g
L2762
F6/B4=24



60 cl BALLON
Ø M = 111 mm
H = 229 mm
W = 210 g
N4742
F6/B2=12



35 cl MULTIPURPOSE
Ø M = 81 mm
H = 177 mm
W = 175 g
N5368
F6/B4=24



70 cl
Ø M = 113 mm
H = 221 mm
W = 270 g
46981
F6/B4=24



58 cl
Ø M = 106 mm
H = 209 mm
W = 235 g
47026
F6/B4=24
N4592
A12=12



47 cl
Ø M = 99 mm
H = 196 mm
W = 190 g
47017
F6/B4=24
N4584
A12=12



35 cl
Ø M = 91 mm
H = 182 mm
W = 190 g
47019
F6/B4=24
N4585
A12=12

Cabernet Ballon

C&S KRISTA

SHEER RIM

Cabernet Abondant C&S

SHEER RIM

KRYSTA



75 cl

Ø M = 110 mm
H = 220 mm
W = 256 g

FJ037
F6/B2=12



50 cl

Ø M = 110 mm
H = 201 mm
W = 217 g

FJ038
F6/B2=12

Cabernet Suprême C&S

SHEER RIM

KRYSTA



62 cl

Ø M = 95 mm
H = 240 mm
W = 253 g

FJ035
F6/B2=24



47 cl

Ø M = 87 mm
H = 216 mm
W = 216 g

FJ036
F6/B2=12



Cabernet Tulipe...

C&S KRYSTA

SHEER RIM



75 cl

Ø M = 101 mm
H = 255 mm
W = 222 g

D0795
F6/B2=12



58 cl

Ø M = 94 mm
H = 230 mm
W = 225 g

46888
F6/B4=24
N4580
A12=12



47 cl

Ø M = 88 mm
H = 220 mm
W = 200 g

46961
F6/B4=24
N4581
A12=12



35 cl

Ø M = 81 mm
H = 203 mm
W = 181 g

46973
F6/B4=24
N4574
A12=12



25 cl

Ø M = 72 mm
H = 180 mm
W = 146 g

46978
F6/B4=24
N4582
A12=12



19 cl

Ø M = 66 mm
H = 165 mm
W = 142 g

53468
F6/B4=24



12 cl

Ø M = 54 mm
H = 150 mm
W = 102 g

14798
F6/B4=24



7 cl

Ø M = 52 mm
H = 135 mm
W = 80 g

E5358
F6/B4=24

...Cabernet Tulipe

C&S KRYSTA

SHEER RIM / * EFFERVESCENCE PLUS



47 cl

Ø M = 81 mm
H = 188 mm
W = 235 g

G3570
F6/B4=24



40 cl

Ø M = 81 mm
H = 167 mm
W = 192 g

G3573
F6/B4=24



24 cl

Ø M = 70 mm
H = 235 mm
W = 141 g

D0796
F6/B4=24



16 cl

Ø M = 70 mm
H = 225 mm
W = 145 g

48024
F6/B4=24
N4583
A12=12



≈16 cl

58 cl

Ø M = 104 mm
H = 223 mm
W = 201 g

E2789
F6/B4=24



≈13 cl

47 cl

Ø M = 97 mm
H = 214 mm
W = 190 g

E2790
F6/B4=24



≈10 cl

35 cl

Ø M = 90 mm
H = 200 mm
W = 163 g

E2788
F6/B4=24

Cabernet Vins jeunes C&S KRYSTA

SHEER RIM

NEW

Evidence

C&S KRISTA

SHEER RIM / * EFFERVESCENCE PLUS



45 cl
Ø M = 84 mm
H = 209 mm
W = 180 g
V2821
F6/B4=24



35 cl
Ø M = 79 mm
H = 180 mm
W = 140 g
V2620
F6/B4=24



27 cl
Ø M = 73 mm
H = 148 mm
W = 120 g
V2822
F6/B4=24



16 cl
Ø M = 63 mm
H = 190 mm
W = 140 g
V2823
F6/B4=24



Sensation Exalt

C&S KRISTA

SHEER RIM / * EFFERVESCENCE PLUS



41 cl
Ø M = 87 mm
H = 206 mm
W = 266 g
E7695
F6/B4=24



31 cl
Ø M = 80 mm
H = 197 mm
W = 218 g
E7696
F6/B4=24



25 cl
Ø M = 74 mm
H = 187 mm
W = 164 g
E7697
F6/B4=24



20 cl
Ø M = 70 mm
H = 180 mm
W = 159 g
E7698
F6/B4=24



19 cl
Ø M = 70 mm
H = 210 mm
W = 169 g
E7700
F6/B4=24

NEW

Symétrie

C&S KRISTA

SHEER RIM / * EFFERVESCENCE PLUS



58 cl
Ø M = 106 mm
H = 209 mm
W = 235 g
Q8707
F6/B4=24



55 cl
Ø M = 92 mm
H = 260 mm
W = 215 g
V2696
F6/B4=24



45 cl
Ø M = 87 mm
H = 250 mm
W = 205 g
V0391
F6/B4=24



35 cl
Ø M = 80 mm
H = 230 mm
W = 178 g
V1483
F6/B4=24



21 cl
Ø M = 114 mm
H = 179 mm
W = 168 g
V1171
F6/B4=24



21 cl
Ø M = 75 mm
H = 240 mm
W = 140 g
V2697
F6/B4=24



16 cl
Ø M = 65 mm
H = 198 mm
W = 127 g
V1375
F6/B4=24

Vin au verre

C&S **KRYSTA**
SHEER RIM

≈15 cl
≈12,5 cl
≈10 cl

≈14,5 cl ← ≈12,5 cl

≈15 cl
≈12,5 cl

≈10 cl

35 cl CABERNET TULIPE GRAPPE
Ø M = 81 mm
H = 203 mm
W = 181 g
P9026
F6/B4=24

35 cl CABERNET TULIPE ELLIPSE
Ø M = 81 mm
H = 203 mm
W = 181 g
J4587
F6/B4=24

35 cl CABERNET VINS JEUNES GRAPPE
Ø M = 90 mm
H = 200 mm
W = 163 g
P8619
F6/B4=24



Vin au verre

ARCOROC Annealed **GLASS**

* SHEER RIM

≈15 cl
≈12,5 cl
≈10 cl

*
≈12,5 cl ← ≈14,5 cl

30 cl V. JULIETTE GRAPPE
Ø M = 79 mm
H = 188 mm
W = 150 g
P8575
F6/B4=24

21,5 cl VITICOLE ELLIPSE
Ø M = 65 mm
H = 125 mm
W = 125 g
C6308
F12/B4=48



SHEER RIM

Magnifique ARCOROC Annealed GLASS

SHEER RIM



47 cl
 Ø M = 97 mm
 H = 227 mm
 W = 179 g
L9398
 F6/B2=12



35 cl
 Ø M = 90 mm
 H = 210 mm
 W = 158 g
L9396
 F6/B4=24

Minéral

ARCOROC Annealed GLASS

SHEER RIM / * EFFERVESCENCE PLUS



45 cl
 Ø M = 84 mm
 H = 234 mm
 W = 185 g
H2006
 F6/B4=24



35 cl
 Ø M = 79 mm
 H = 219 mm
 W = 195 g
H2007
 F6/B4=24



27 cl
 Ø M = 73 mm
 H = 202 mm
 W = 155 g
H2010
 F6/B4=24



16 cl
 Ø M = 63 mm
 H = 224 mm
 W = 128 g
H2090
 F6/B4=24

V. Juliette

ARCOROC Annealed GLASS

SHEER RIM / * EFFERVESCENCE PLUS



50 cl
 Ø M = 92 mm
 H = 217 mm
 W = 232 g
N5993
 F6/B4=24



40 cl
 Ø M = 86 mm
 H = 206 mm
 W = 190 g
N4907
 F6/B4=24



30 cl
 Ø M = 79 mm
 H = 188 mm
 W = 150 g
N5163
 F6/B4=24



23 cl
 Ø M = 69 mm
 H = 218 mm
 W = 142 g
N5082
 F6/B4=24



40 cl HB
 Ø M = 88 mm
 H = 110 mm
 W = 165 g
N5994
 F6/B4=24



35 cl OF
 Ø M = 94 mm
 H = 83 mm
 W = 150 g
N5995
 F6/B4=24

TEMPERED

Domaine ARCOROC Tempered GLASS

Élisa

ARCOROC Tempered GLASS



47 cl
 Ø M = 91 mm
 H = 220 mm
 W = 199 g
L8904
 F6/B2=12



37 cl
 Ø M = 83 mm
 H = 202 mm
 W = 170 g
L7426
 F6/B4=24



27 cl
 Ø M = 76 mm
 H = 182 mm
 W = 147 g
L8535
 F6/B4=24



42 cl
 Ø M = 85 mm
 H = 212 mm
 W = 235 g
J4726
 F6/B8=48



30 cl
 Ø M = 76 mm
 H = 194 mm
 W = 190 g
J4727
 F6=6
J4728
 F6/B4=24



23 cl
 Ø M = 70 mm
 H = 176 mm
 W = 170 g
J4729
 F6=6
J4730
 F6/B8=48



17 cl
 Ø M = 61 mm
 H = 192 mm
 W = 130 g
J4734
 F6=6
J4746
 F6/B4=24



23 cl OF
 Ø M = 73 mm
 H = 82 mm
 W = 185 g
J4591
 F6/B4=24



Linéal

ARCOROC Tempered GLASS



31 cl

Ø M = 82 mm
H = 197 mm
W = 151 g

C3570
F6/B4=24



25 cl

Ø M = 77 mm
H = 174 mm
W = 145 g

C3572
F6/B4=24



19 cl

Ø M = 70 mm
H = 165 mm
W = 128 g

C3571
F6/B4=24

Normandie

ARCOROC Tempered
GLASS



24 cl

Ø M = 74 mm
H = 162 mm
W = 225 g

O7810
F12/B4=48



16 cl

Ø M = 67 mm
H = 145 mm
W = 178 g

I1392
F12/B4=48



14 cl

Ø M = 57 mm
H = 173 mm
W = 182 g

I3515
F12/B4=48



42 cl

Ø M = 89 mm
H = 212 mm
W = 220 g

P4000
F6/B4=24



31 cl

Ø M = 81 mm
H = 197 mm
W = 182 g

J4158
F6=6

P3263
F6/B4=24



23 cl

Ø M = 75 mm
H = 174 mm
W = 145 g

J4160
F6=6

J4159
F6/B4=24



19 cl

Ø M = 69 mm
H = 165 mm
W = 120 g

J4162
F6=6

J4161
F6/B4=24



15 cl

Ø M = 61 mm
H = 196 mm
W = 141 g

J4167
F6=6

P3999
F6/B4=24

TEMPERED & STACKABLE

Amélia

ARCOROC Tempered GLASS

PERFECTLY STACKABLE



25 cl

Ø M = 79 mm
H = 117 mm
W = 162 g

E3562
F12/B4=48



19 cl

Ø M = 72 mm
H = 107 mm
W = 140 g

E3559
F12/B4=48



16 cl

Ø M = 68 mm
H = 101 mm
W = 130 g

75187
F12/B4=48



Élégance...

ARCOROC Annealed GLASS



31 cl
 Ø M = 81 mm
 H = 180 mm
 W = 174 g

50143
 F6/B6=36
N9323
 A12=12



24,5 cl
 Ø M = 74 mm
 H = 165 mm
 W = 141 g

37405
 F12/B4=48
N9330
 A12=12



19 cl
 Ø M = 69 mm
 H = 153 mm
 W = 127 g

37413
 F12/B4=48
N9322
 A12=12



14,5 cl
 Ø M = 64 mm
 H = 142 mm
 W = 95 g

37249
 F12/B4=48
N9324
 A12=12



12 cl
 Ø M = 59 mm
 H = 134 mm
 W = 93 g

37439
 F12/B4=48



6,5 cl
 Ø M = 48 mm
 H = 113 mm
 W = 70 g

37264
 F12/B4=48

...Élégance ARCOROC Annealed GLASS

Savoie

ARCOROC Annealed GLASS



17 cl
 Ø M = 57 mm
 H = 179 mm
 W = 115 g

37298
 F12/B4=48
N9328
 A12=12



13 cl
 Ø M = 58 mm
 H = 179 mm
 W = 110 g

56416
 F12/B4=48
N9327
 A12=12



10 cl
 Ø M = 58 mm
 H = 159 mm
 W = 103 g

56626
 F12/B4=48
N9326
 A12=12



16 cl
 Ø M = 90 mm
 H = 122 mm
 W = 132 g

37652
 F12/B4=48
N9329
 A12=12



35 cl
 Ø M = 84 mm
 H = 183 mm
 W = 182 g

50463
 F6/B8=48



24 cl
 Ø M = 74 mm
 H = 152 mm
 W = 124 g

27778
 F12/B4=48



19 cl
 Ø M = 69 mm
 H = 140 mm
 W = 112 g

27786
 F12/B4=48



15 cl
 Ø M = 64 mm
 H = 134 mm
 W = 100 g

27794
 F12/B4=48



17 cl
 Ø M = 61 mm
 H = 170 mm
 W = 117 g

27810
 F12/B4=48

NEW

Silhouette

ARCOROC Annealed GLASS



47 cl
 Ø M = 92 mm
 H = 194 mm
 W = 182 g

V3228
 F6/B4=24



31 cl
 Ø M = 82 mm
 H = 179 mm
 W = 163 g

V3217
 F6/B4=24



25 cl
 Ø M = 77 mm
 H = 165 mm
 W = 145 g

V3216
 F6/B4=24



19 cl
 Ø M = 70 mm
 H = 153 mm
 W = 122 g

V3215
 F6/B4=24



18 cl
 Ø M = 64 mm
 H = 180 mm
 W = 120 g

V3226
 F6/B4=24



Vina...

ARCOROC Annealed GLASS



| | | | | |
|--|--|--|--|--|
| | | | | |
| 58 cl | 48 cl | 36 cl | 26 cl | 19 cl |
| Ø M = 94 mm H = 230 mm W = 233 g | Ø M = 88 mm H = 219 mm W = 199 g | Ø M = 81 mm H = 202 mm W = 178 g | Ø M = 72 mm H = 180 mm W = 150 g | Ø M = 70 mm H = 225 mm W = 140 g |
| L3605 F6/B4=24 | L1348 F6/B4=24 | L1349 F6/B4=24 | L1967 F6/B4=24 | L1351 F6/B4=24 |

Collection that has also a DECANTER, (P.36).

...Vina

ARCOROC Annealed GLASS

| | | | |
|---|---|--|---------------------------------------|
| | | | |
| 70 cl | 58 cl SPLENDID | 36 cl HB | 34 cl OF |
| Ø M = 113 mm H = 195 mm W = 245 g | Ø M = 106 mm H = 209 mm W = 212 g | Ø M = 76 mm H = 121 mm W = 220 g | Ø M = 90 mm H = 84 mm W = 185 g |
| N2760 F6/B2=12 | P7908 F6/B4=24 | L1346 F6/B4=24 | L1347 F6/B4=24 |

Collection that has also a DECANTER, (P.36).

Viticole

ARCOROC Annealed GLASS

| | | |
|--|--|---------------------------------------|
| | | |
| 31 cl | 21,5 cl | 12 cl |
| Ø M = 72 mm H = 175 mm W = 155 g | Ø M = 65 mm H = 155 mm W = 125 g | Ø M = 54 mm H = 131 mm W = 90 g |
| 42257 F6=6 | 37266 F6=6 | 42260 F6=6 |
| 42250 F6/B4=24 | 37260 F6/B4=24 | 42258 F6/B4=24 |



NEW

Absoluty

C&S KRYSTA
SHEER RIM

45 cl HB

Ø M = 84 mm
H = 127 mm
W = 220 g**Q 9217**
F6/B4=24

37 cl HB

Ø M = 79 mm
H = 119 mm
W = 190 g**Q 9216**
F6/B4=24

32 cl OF

Ø M = 85 mm
H = 91 mm
W = 175 g**Q 9214**
F6/B4=24

25 cl OF

Ø M = 78 mm
H = 85 mm
W = 150 g**Q 9215**
F6/B4=24

45 cl HB

Ø M = 77 mm
H = 160 mm
W = 250 g**L 2356**
F6/B4=24

40 cl HB

Ø M = 77 mm
H = 133 mm
W = 240 g**L 8110**
F6/B4=24

38 cl HB

Ø M = 88 mm
H = 110 mm
W = 220 g**G 3368**
F6/B4=24

35 cl OF

Ø M = 93 mm
H = 83 mm
W = 225 g**G 3367**
F6/B4=24

Vigne

C&S KRYSTA
SHEER RIM

45 cl HB

Ø M = 70 mm
H = 165 mm
W = 309 g**L 2369**
F6/B4=24

33 cl HB

Ø M = 69 mm
H = 126 mm
W = 237 g**G 3674**
F6/B4=24

22 cl HB

Ø M = 61 mm
H = 111 mm
W = 186 g**G 3658**
F6/B4=24

37 cl OF

Ø M = 93 mm
H = 87 mm
W = 376 g**L 2370**
F6/B4=24

31 cl OF

Ø M = 84 mm
H = 83 mm
W = 253 g**G 3666**
F6/B4=24

20 cl OF

Ø M = 75 mm
H = 74 mm
W = 212 g**G 3659**
F6/B4=24

Islande...

ARCOROC Annealed GLASS



46 cl HB
Ø M = 74 mm
H = 158 mm
W = 300 g

Q7781
F6/B4=24



36 cl HB
Ø M = 64 mm
H = 170 mm
W = 287 g

J4226
F6/B4=24
N7677
A12=12



33 cl HB
Ø M = 63 mm
H = 157 mm
W = 282 g

J3310
F6=6
N6639
F6/B4=24
N7676
A12=12



31 cl HB
Ø M = 60 mm
H = 166 mm
W = 275 g

J3309
F6=6
J4227
F6/B4=24
N7541
A12=12



29 cl HB
Ø M = 63 mm
H = 145 mm
W = 270 g

J3308
F6=6
N6640
F6/B4=24
N7540
A12=12



22 cl HB
Ø M = 58 mm
H = 131 mm
W = 225 g

J3307
F6=6
N6641
F6/B4=24
N7675
A12=12



16 cl HB
Ø M = 55 mm
H = 100 mm
W = 175 g

N6643
F6/B4=24
N7537
A12=12



22 cl HB TUBO
Ø M = 53 mm
H = 152 mm
W = 220 g

J3315
F6=6
N6642
F6/B4=24
N7681
A12=12

... Islande

ARCOROC Annealed GLASS



17 cl HB TUBO
Ø M = 52 mm
H = 125 mm
W = 200 g

J3314
F6/B4=24
N7679
A12=12



10 cl HB TUBO
Ø M = 51 mm
H = 87 mm
W = 170 g

J4238
F6/B4=24
N7678
A12=12



38 cl OF
Ø M = 89 mm
H = 96 mm
W = 420 g

N6377
F6/B4=24
N7544
A12=12



30 cl OF
Ø M = 79 mm
H = 93 mm
W = 333 g

J3313
F6=6
J4239
F6/B4=24
N7543
A12=12



20 cl OF
Ø M = 70 mm
H = 84 mm
W = 245 g

J3312
F6=6
J4241
F6/B4=24
N7542
A12=12



6 cl HB
Ø M = 38 mm
H = 105 mm
W = 109 g

I2365
F12=12
40375
F12/B6=72
N7536
A12=12



6 cl HB FROSTED
Ø M = 38 mm
H = 105 mm
W = 109 g

75228
F12/B6=72



5,5 cl HB A ANSE
Ø M = 45 mm
H = 101 mm
W = 115 g

72388
F12/B6=72
N7546
A12=12

Maléa

ARCOROC Annealed GLASS

SHEER RIM



35 cl HB
Ø M = 76 mm
H = 126 mm
W = 232 g
H4531
F6/B4=24



30 cl OF
Ø M = 77 mm
H = 105 mm
W = 242 g
H4623
F6/B4=24







HEAVY BASE

Salto








ARCOROC Annealed GLASS



| | | | |
|---|---|---|---|
|  |  |  |  |
| 50 cl HB | 35 cl HB | 32 cl OF | 6 cl OF |
| Ø M = 82 mm H = 146 mm W = 290 g | Ø M = 76 mm H = 121 mm W = 220 g | Ø M = 90 mm H = 84 mm W = 260 g | Ø M = 48 mm H = 66 mm W = 76 g |
| N5828 F6/B4=24 | N5812 F6/B4=24 | N5831 F6/B4=24 | N5834 F12/B4=48 |

Shetland


ARCOROC Annealed GLASS



| | | | | | | |
|---|---|---|---|---|---|--|
|  |  |  |  |  |  |  |
| 42 cl HB | 35 cl HB | 22 cl HB | 15 cl HB | 9 cl HB | 32 cl OF | 25 cl OF |
| Ø M = 89 mm H = 146 mm W = 310 g | Ø M = 83 mm H = 138 mm W = 270 g | Ø M = 73 mm H = 123 mm W = 208 g | Ø M = 68 mm H = 81 mm W = 150 g | Ø M = 60 mm H = 78 mm W = 100 g | Ø M = 97 mm H = 97 mm W = 293 g | Ø M = 90 mm H = 88 mm W = 250 g |
| 79698 F12/B4=48 | 79728 F12/B4=48 | 79736 F12/B4=48 | C8312 F12/B4=48 | C8222 F12/B4=48 | 79741 F12/B4=48 | 79747 F12/B4=48 |

THIN BASE

Macaron C&S KRYSTA
SHEER RIM

Open'Up C&S KRYSTA
SHEER RIM

| |
|---|
|  |
| 40 cl HB |
| Ø M = 87 mm H = 103 mm W = 138 g |
| N0834 F6/B4=24 |

| | |
|---|---|
|  |  |
| 35 cl HB | 38 cl OF |
| Ø M = 77 mm H = 118 mm W = 150 g | Ø M = 93 mm H = 94 mm W = 155 g |
| U1041 F6/B4=24 | U1033 F6/B4=24 |



Collection that also has a STEMGLASSES offer, (P.6).

Collection that also has a STEMGLASSES offer, (P.6).

Primary

C&S **KRYSTA**
SHEER RIM

Amsterdam **ARCOROC** Annealed **GLASS**



44 cl HB

Ø M = 87 mm
H = 110 mm
W = 155 g

G3323
F6/B4=24



40 cl HB

Ø M = 76 mm
H = 127 mm
W = 150 g

L8677
F6/B4=24



36 cl HB

Ø M = 81 mm
H = 101 mm
W = 153 g

G3322
F6/B4=24



27 cl HB

Ø M = 74 mm
H = 93 mm
W = 122 g

G0036
F6/B4=24



27 cl HB

Ø M = 62 mm
H = 135 mm
W = 210 g

N8857
F6/B8=48
O5985
F6=6

Baril **ARCOROC** Annealed **GLASS**

Élégance

ARCOROC Annealed **GLASS**



16 cl HB

Ø M = 58 mm
H = 80 mm
W = 92 g

61633
F6/B8=48



34 cl HB

Ø M = 66 mm
H = 147 mm
W = 255 g

76399
A48=48



28 cl HB

Ø M = 65 mm
H = 128 mm
W = 245 g

49352
A48=48



23 cl HB

Ø M = 65 mm
H = 110 mm
W = 220 g

76397
A48=48



17 cl HB

Ø M = 64 mm
H = 85 mm
W = 190 g

77873
A48=48

Collection that also has a STEMGLASSES offer, (P.14).

Stockholm **ARCOROC** Annealed **GLASS**

V. Juliette **ARCOROC** Annealed **GLASS**
SHEER RIM

Vina **ARCOROC** Annealed **GLASS**



27 cl OF

Ø M = 76 mm
H = 92 mm
W = 265 g

O0826
F6=6



4 cl OF

Ø M = 44 mm
H = 53 mm
W = 60 g

G2645
F12/B4=48



40 cl HB

Ø M = 88 mm
H = 110 mm
W = 165 g

N5994
F6/B4=24



35 cl OF

Ø M = 94 mm
H = 83 mm
W = 150 g

N5995
F6/B4=24



36 cl HB

Ø M = 76 mm
H = 121 mm
W = 220 g

L1346
F6/B4=24



34 cl OF

Ø M = 90 mm
H = 84 mm
W = 185 g

L1347
F6/B4=24

Collection that also has a STEMGLASSES offer, (P.12).

Collection that also has a STEMGLASSES offer, (P.15).

Arpège C&S **KRYSTA** Bourbon Street **ARCOROC** Annealed

SHEER RIM

GLASS



36 cl HB FORTE

Ø M = 81 mm
H = 102 mm
W = 153 g

L6767
F6/B4=24



36 cl HB

Ø M = 85 mm
H = 130 mm
W = 420 g

Q3660
F6/B2=12



32 cl OF

Ø M = 94 mm
H = 99 mm
W = 415 g

Q3659
F6/B2=12



Brixton

ARCOROC Annealed GLASS

Broadway... ARCOROC Annealed GLASS



31 cl HB TUBO

Ø M = 68 mm
H = 156 mm
W = 310 g

Q8947
F6/B2=12



35 cl HB

Ø M = 87 mm
H = 112 mm
W = 395 g

P9067
F6/B4=24



30 cl OF

Ø M = 86 mm
H = 96 mm
W = 410 g

P4188
F6/B2=12



38 cl HB

Ø M = 75 mm
H = 145 mm
W = 430 g

L7255
F6/B4=24



28 cl HB

Ø M = 67,5 mm
H = 134 mm
W = 275 g

L7256
F6/B4=24

Collection that also has a CHAMPAGNE & COCKTAIL stemglasses offer, (P28).

... Broadway

Louisiane

Old Square **ARCOROC** Annealed

GLASS



30 cl OF

Ø M = 85 mm
H = 91 mm
W = 280 g

L7254
F6/B4=24



5 cl OF

Ø M = 49 mm
H = 60 mm
W = 62 g

V2910
F6/B4=24



36 cl HB

Ø M = 85 mm
H = 130 mm
W = 370 g

Q3656
F6/B2=12



32 cl OF

Ø M = 94 mm
H = 99 mm
W = 410 g

Q3655
F6/B2=12



36 cl HB

Ø M = 84 mm
H = 130 mm
W = 422 g

Q3658
F6/B2=12



32 cl OF

Ø M = 89 mm
H = 96 mm
W = 388 g

Q3657
F6/B2=12

West Loop

ARCOROC Annealed GLASS



40 cl HB
Ø M = 81 mm
H = 130 mm
W = 230 g

Q3619
F6/B4=24



36 cl HB
Ø M = 75 mm
H = 135 mm
W = 340 g

P9950
F6/B2=12



32 cl OF
Ø M = 84 mm
H = 95 mm
W = 287 g

P9958
F6/B2=12

Collection that also has
a CHAMPAGNE & COCKTAIL stemglasses offer, (P.29).



COLORED AND DECORATIVE

Arpège Color

C&S KRISTA

SHEER RIM / PROFESSIONAL 2000 CYCLES



36 cl HB
BLUE
Ø M = 81 mm
H = 102 mm
W = 153 g

N6675
FF6/B4=24



36 cl HB
GREEN
Ø M = 81 mm
H = 102 mm
W = 153 g

N6674
FF6/B4=24



36 cl HB
PINK
Ø M = 81 mm
H = 102 mm
W = 153 g

N6676
FF6/B4=24



36 cl HB
BLACK MAT
Ø M = 81 mm
H = 101 mm
W = 153 g

L9406
FF6/B4=24



36 cl HB
WHITE MAT
Ø M = 81 mm
H = 101 mm
W = 153 g

L9407
FF6/B4=24



36 cl HB
EMERALD
Ø M = 81 mm
H = 101 mm
W = 153 g

V3051
F6/B4=24



36 cl HB
JADE
Ø M = 81 mm
H = 101 mm
W = 153 g

V3052
F6/B4=24

C&S KRISTA
SHEER RIM / PROFESSIONAL 2000 CYCLES

Primary Handcraft

C&S KRISTA

SHEER RIM / PROFESSIONAL 2000 CYCLES



36 cl HB BLUE
Ø M = 81 mm
H = 101 mm
W = 153 g

Q3478
FF6/B4=24



36 cl HB GREY
Ø M = 81 mm
H = 101 mm
W = 153 g

Q3477
FF6/B4=24



36 cl HB RED
Ø M = 81 mm
H = 101 mm
W = 153 g

Q3215
FF6/B4=24



35 cl HB GREY
Ø M = 76 mm
H = 121 mm
W = 220 g

J8491
F6/B4=24



35 cl HB RED
Ø M = 76 mm
H = 121 mm
W = 220 g

J8493
F6/B4=24



32 cl OF GREY
Ø M = 90 mm
H = 84 mm
W = 260 g

J8484
F6/B4=24



32 cl OF RED
Ø M = 90 mm
H = 84 mm
W = 260 g

J8486
F6/B4=24

ARCOROC Annealed GLASS

PROFESSIONAL 2000 CYCLES

Log Brush

ARCOROC Tempered **GLASS**

PERFECTLY STACKABLE / PROFESSIONAL 2000 CYCLES



16 cl HB BLUE

Ø M = 63 mm
H = 80 mm
W = 125 g

Q 8219

R6/B8=48



16 cl HB GREEN

Ø M = 63 mm
H = 80 mm
W = 125 g

Q 8218

R6/B8=48



16 cl HB ORANGE

Ø M = 63 mm
H = 80 mm
W = 125 g

Q 8220

R6/B8=48



22 cl OF CHERRY

Ø M = 73 mm
H = 79 mm
W = 150 g

Q 8217

R6/B8=48



22 cl OF DARK GREEN

Ø M = 73 mm
H = 79 mm
W = 150 g

Q 8216

R6/B8=48



22 cl OF BLUE JEAN

Ø M = 73 mm
H = 79 mm
W = 150 g

Q 8221

R6/B8=48



Salto Ice Blue

ARCOROC **SOLID COLOR**

PROFESSIONAL 2000 CYCLES



35 cl HB

Ø M = 76 mm
H = 121 mm
W = 220 g

C 9687

F6/B4=24



32 cl OF

Ø M = 90 mm
H = 84 mm
W = 255 g

C 9688

F6/B4=24

MAKE IT DIFFERENT

Be Bop

ARCOROC Tempered

GLASS



35 cl HB

Ø M = 69 mm
H = 148 mm
W = 240 g

L 8688

F6/B4=24



30 cl OF

Ø M = 84 mm
H = 82 mm
W = 200 g

L 8687

F6/B4=24



21 cl OF

Ø M = 82 mm
H = 59 mm
W = 125 g

N 4788

F6/B4=24

Can ARCOROC Annealed

GLASS



47,5 cl HB

Ø M = 76 mm
H = 134 mm
W = 240 g

N 6545

F6/B4=24



Eskale

ARCOROC Tempered GLASS

GLASS SAFETY



42 cl OF

Ø M = 97 mm
H = 96 mm
W = 315 g

L 3749

FA6/B4=24



31 cl OF

Ø M = 91 mm
H = 87 mm
W = 248 g

L 3750

FA6/B4=24



18 cl OF

Ø M = 77 mm
H = 78 mm
W = 180 g

L 3751

FA6/B4=24



9 cl OF

Ø M = 62 mm
H = 64 mm
W = 110 g

L 7172

FA6/B4=24

N 6551

Appetizer set

F12/B4=48



TEMPERED

Alameda

ARCOROC Tempered GLASS



62 cl HB

Ø M = 82 mm
H = 145 mm
W = 305 g

Q 6480

F6/B2=12



40 cl HB

Ø M = 93 mm
H = 126 mm
P = 350 g

Q 2751

F6/B4=24



35 cl OF

Ø M = 96 mm
H = 98 mm
P = 280 g

Q 2750

F6/B4=24



24 cl OF

Ø M = 84 mm
H = 86 mm
P = 175 g

Q 2967

F6/B4=24



16 cl OF

Ø M = 73 mm
H = 73 mm
P = 135 g

Q 2234

F6/B4=24



9 cl OF

Ø M = 62 mm
H = 63 mm
P = 85 g

Q 2233

F6/B4=24

Existing saucers for a qualitative hot drinks service.
Available information in the dinner catalogue

Conique

ARCOROC Tempered GLASS

* NOT TEMPERED



20 oz. HB 57 cl

Ø M = 90 mm
H = 150 mm
W = 305 g

34002

FA6/B8=48



28 cl HB

Ø M = 70 mm
H = 116 mm
W = 173 g

P 2131 Blown

F6/B8=48



28 cl HB

Ø M = 73 mm
H = 118 mm
W = 205 g

P 2134 Pressed

R6/B8=48



25 cl HB

Ø M = 68 mm
H = 107 mm
W = 130 g

P 2133 Blown

F6/B8=48



25 cl HB

Ø M = 70 mm
H = 114 mm
W = 195 g

P 1986 Pressed

R6/B8=48



20 cl HB

Ø M = 66 mm
H = 105 mm
W = 164 g

P 1985 Pressed

R6/B8=48



8 cl HB

Ø M = 49 mm
H = 78 mm
W = 80 g

P 2126 Pressed

F6/B8=48

TUMBLER
BAR & TABLE

Chiquito ARCOROC Tempered
GLASS SAFETY **GLASS**



23 cl OF
Ø M = 82 mm
H = 59 mm
W = 145 g
J4764
F6=6

Élisa ARCOROC Tempered
GLASS



23 cl OF
Ø M = 73 mm
H = 82 mm
W = 185 g
J4591
F6/B4=24

Pinta ARCOROC Tempered
GLASS



36 cl OF
Ø M = 85 mm
H = 89 mm
W = 180 g
J3510
F6=6

Princesa

ARCOROC Tempered **GLASS**



15 oz. HB 47 cl
Ø M = 72 mm
H = 163 mm
W = 293 g
16148
A24=24
55355
A48=48



12 oz. HB 34 cl
Ø M = 66 mm
H = 148 mm
W = 255 g
J4079
F6/B8=48
42441
A48=48



10 oz. HB 28 cl
Ø M = 66 mm
H = 127 mm
W = 242 g
42440
A48=48



8 oz. HB 23 cl
Ø M = 65 mm
H = 110 mm
W = 210 g
J4170
F6/B8=48
42439
A48=48



6 oz. HB 17 cl
Ø M = 64 mm
H = 85 mm
W = 178 g
J4171
F6/B8=48
42438
A48=48



11 oz. OF 31 cl
Ø M = 79 mm
H = 94 mm
W = 275 g
J4168
F6/B6=36
43826
A48=48



8 oz. OF 23 cl
Ø M = 70 mm
H = 85 mm
W = 212 g
J4169
F6/B4=24

Prysm ARCOROC Tempered
GLASS



35 cl HB
Ø M = 89 mm
H = 125 mm
W = 330 g
E1513
F12/B4=48



37 cl OF
Ø M = 103 mm
H = 96 mm
W = 320 g
E1514
F12/B4=48



27 cl OF
Ø M = 94 mm
H = 88 mm
W = 260 g
E1515
F12/B4=48

Sidra ARCOROC Tempered
GLASS



50 cl HB
Ø M = 89 mm
H = 120 mm
W = 235 g
L 6500
F6/B4=24

Tube ARCOROC Tempered
* NOT TEMPERED **GLASS**



31 cl FH
Ø M = 60 mm
H = 164 mm
W = 220 g
15012
A24=24
15013*
A24=24

Campus

ARCOROC Tempered GLASS
PERFECTLY STACKABLE / GLASS SAFETY



29 cl HB
Ø M = 65 mm
H = 126 mm
W = 185 g
13849
R6/B8=48



22 cl HB
Ø M = 65 mm
H = 97 mm
W = 160 g
13831
R6/B8=48



18 cl OF
Ø M = 65 mm
H = 88 mm
W = 145 g
13823
R6/B8=48

Forum

ARCOROC Tempered GLASS
PERFECTLY STACKABLE



26,5 cl HB
Ø M = 75 mm
H = 103 mm
W = 200 g
50830
R6/B12=72



23 cl OF
Ø M = 81 mm
H = 77 mm
W = 160 g
50829
R6/B12=72



16 cl OF
Ø M = 72 mm
H = 70 mm
W = 116 g
50828
R6/B12=72



Granity...

ARCOROC Tempered GLASS
PERFECTLY STACKABLE / GLASS SAFETY



65 cl HB
Ø M = 96 mm
H = 178 mm
W = 660 g
J2598
F6/B2=12
L9829
A12=12



46 cl HB
Ø M = 87 mm
H = 160 mm
W = 505 g
J2599
F6=6
J2601
F6/B4=24
L9828
A12=12



42 cl HB
Ø M = 89 mm
H = 130 mm
W = 400 g
J2602
F6=6
J2603
F6/B4=24
L9827
A12=12



35 cl HB
Ø M = 85 mm
H = 122 mm
W = 365 g
J2606
F6=6
J2607
F6/B8=48
L9826
A12=12

... Granity

ARCOROC Tempered GLASS
PERFECTLY STACKABLE / GLASS SAFETY



31 cl HB
Ø M = 75 mm
H = 140 mm
W = 330 g
J2604
F6=6
J2605
F6/B4=24
L9825
A12=12



20 cl HB
Ø M = 64 mm
H = 127 mm
W = 235 g
J2608
F6/B4=24
L9824
A12=12



35 cl OF
Ø M = 93 mm
H = 107 mm
W = 350 g
L7844
F6/B4=24
L9823
A12=12



27 cl OF
Ø M = 85 mm
H = 98 mm
W = 300 g
J2612
F6=6
J2614
F6/B8=48
L9822
A12=12



20 cl OF
Ø M = 80 mm
H = 81 mm
W = 215 g
J2611
F6/B4=24
L9821
A12=12



16 cl OF
Ø M = 73 mm
H = 73 mm
W = 165 g
J2609
F6=6
J2610
F6/B8=48
L9820
A12=12



4,5 cl OF
Ø M = 50 mm
H = 57 mm
W = 65 g
04755
F12/B4=48
L9819
A12=12



Log

ARCOROC Tempered **GLASS**

PERFECTLY STACKABLE / GLASS SAFETY



32 cl HB
 Ø M = 70 mm
 H = 120 mm
 W = 210 g
L9946
 R6/B8=48



16 cl HB
 Ø M = 63 mm
 H = 80 mm
 W = 125 g
L7427
 R6/B12=72



27 cl OF
 Ø M = 77 mm
 H = 93 mm
 W = 180 g
L9945
 R6/B8=48



22 cl OF
 Ø M = 73 mm
 H = 79 mm
 W = 150 g
L8690
 R6/B12=72

New York

ARCOROC

* PERFECTLY STACKABLE, TEMPERED GLASS, GLASS SAFETY



47 cl HB
 Ø M = 87 mm
 H = 144 mm
 W = 440 g
L7340
 F6/B4=24



40 cl HB
 Ø M = 78 mm
 H = 156 mm
 W = 390 g
N4136
 F6/B4=24



35 cl HB
 Ø M = 74 mm
 H = 144 mm
 W = 335 g
L7335
 F6/B4=24



38 cl OF
 Ø M = 89 mm
 H = 100 mm
 W = 315 g
L7334
 F6/B4=24



25 cl OF
 Ø M = 81 mm
 H = 84 mm
 W = 220 g
L7339
 F6/B4=24



3,4 cl HB
 Ø M = 44 mm
 H = 55 mm
 W = 60 g
P2650
 F6/B4=24



55 cl
 Ø M = 92 mm
 H = 140 mm
 W = 510 g
N6666
 TA6=6

ARCOROC Annealed **GLASS**

Norvège

ARCOROC Tempered **GLASS**

PERFECTLY STACKABLE / GLASS SAFETY

Spirale

ARCOROC Tempered **GLASS**

PERFECTLY STACKABLE / GLASS SAFETY



32 cl HB
 Ø M = 74 mm
 H = 125 mm
 W = 245 g
61698
 R6/B12=72



27 cl HB
 Ø M = 72 mm
 H = 114 mm
 W = 230 g
60440
 R6/B12=72



25 cl OF
 Ø M = 75 mm
 H = 94 mm
 W = 195 g
61697
 R6/B12=7216



20 cl OF
 Ø M = 72 mm
 H = 88 mm
 W = 175 g
60024
 R6/B12=72



16 cl OF
 Ø M = 65 mm
 H = 82 mm
 W = 135 g
60026
 R6/B12=72



25 cl OF
 Ø M = 82 mm
 H = 84 mm
 W = 180 g
58057
 R6/B12=72



20 cl OF
 Ø M = 77 mm
 H = 77 mm
 W = 165 g
58055
 R6/B12=72

Stacky

ARCOROC Tempered **GLASS**
PERFECTLY STACKABLE / GLASS SAFETY



16 cl OF
Ø M = 68 mm
H = 82 mm
W = 135 g
10751
R6/B12=72



47 cl HB
Ø M = 87 mm
H = 147 mm
W = 370 g
H5641
F6/B4=24



40 cl HB
Ø M = 83 mm
H = 144 mm
W = 350 g
H5642
F6/B4=24



35 cl HB
Ø M = 78 mm
H = 140 mm
W = 315 g
H7763
F6/B4=24

...Stack'up

ARCOROC Tempered **GLASS**
PERFECTLY STACKABLE



29 cl HB
Ø M = 76 mm
H = 119 mm
W = 300 g
H7764
F6/B4=24



32 cl OF
Ø M = 92 mm
H = 92 mm
W = 267 g
H5646
F6/B4=24



26 cl OF
Ø M = 85 mm
H = 92 mm
W = 238 g
JO317
F6/B4=24



21 cl OF
Ø M = 83 mm
H = 80 mm
W = 238 g
H5647
F6/B4=24



4,5 cl OF
Ø M = 50 mm
H = 60 mm
W = 85 g
J8039
F12/B4=48

SAN

Outdoor Perfect

ARCOROC **SAN PLASTIC**
0% BPA / PROFESSIONAL 2000 CYCLES



48 cl HB
Ø M = 81 mm
H = 176 mm
W = 145 g
G2338
F6/B4=24



38 cl HB
Ø M = 76 mm
H = 160 mm
W = 113 g
E9296
F6/B4=24



44 cl OF
Ø M = 95 mm
H = 117 mm
W = 113 g
G2334
F6/B4=24



30 cl OF
Ø M = 83 mm
H = 115 mm
W = 105 g
E9301
F6/B4=24



Collection that has also STEMGLASSES and JUG offers, (P.31, P.38).

Champagne & Cocktail

C&S KRISTA

SHEER RIM / * EFFERVESCENCE PLUS

NEW



21 cl COUPE

Ø M = 94 mm
H = 150 mm
W = 100 g

Q7785
F6/B4=24



30 cl COUPE

Ø M = 120 mm
H = 170 mm
W = 175 g

N6815
F6/B2=12



21 cl COUPE

Ø M = 114 mm
H = 179 mm
W = 168 g

L3678
F6/B4=24



30 cl MARTINI

Ø M = 120 mm
H = 188 mm
W = 220 g

N6831
F6/B2=12
N4594
A12=12



21 cl MARTINI

Ø M = 116 mm
H = 172 mm
W = 187 g

N6887
F6/B2=12



44 cl HURRICANE

Ø M = 79 mm
H = 208 mm
W = 305 g

V3263
F6/B4=24



15 cl NICK & NORA

Ø M = 70 mm
H = 143 mm
W = 100 g

Q3702
F6/B4=24

Villeneuve C&S KRISTA

SHEER RIM



26,5 cl

Ø M = 86 mm
H = 201 mm
W = 162 g

Q5372
A12=12

Brio

ARCOROC Annealed GLASS

SHEER RIM / EFFERVESCENCE PLUS



21 cl

Ø M = 83 mm
H = 192 mm
W = 137 g

L8941
F6/B4=24



16 cl

Ø M = 65 mm
H = 198 mm
W = 127 g

J1478
F6/B4=24



9,5 cl

Ø M = 56 mm
H = 171 mm
W = 94 g

H8466
F6/B4=24

Broadway

ARCOROC Annealed
GLASS

21 cl

Ø M = 118 mm
H = 155 mm
W = 265 g

P8795
F6/B2=12



25 cl

Ø M = 89 mm
H = 188 mm
W = 290 g

Q7932
F6/B4=24



25 cl

Ø M = 115 mm
H = 138 mm
W = 270 g

P8796
F6/B2=12



58 cl

Ø M = 107 mm
H = 195 mm
W = 460 g

P8821
F6/B2=12



15 cl


Ø M = 95 mm
H = 165 mm
W = 139 g

50056
F6/B4=24-

Collection that also has a TUMBLERS offer, (P. 20).

Cocktail

ARCOROC Annealed
GLASS



Hurricane

ARCOROC Annealed

GLASS



44 cl

Ø M = 79 mm
H = 208 mm
W = 305 g

54584
F6/B4=24

Margarita

ARCOROC Annealed

GLASS



27 cl

Ø M = 109 mm
H = 160 mm
W = 208 g

79923
F6/B4=24

Monti

ARCOROC Annealed

GLASS



58 cl GIN

Ø M = 106 mm
H = 187 mm
W = 241 g

Q1257
F6/B2=12



27 cl COUPE

Ø M = 90 mm
H = 154 mm
W = 215 g

Q8201
F6/B2=12



27 cl

Ø M = 79 mm
H = 172 mm
W = 178 g

Q8701
F6/B2=12



21 cl COCKTAIL

Ø M = 116 mm
H = 156 mm
W = 209 g

Q1325
F6/B2=12



14,5 cl

Ø M = 55 mm
H = 157 mm
W = 115 g

39082
F12=12

West Loop

ARCOROC Annealed

GLASS



24 cl

Ø M = 74 mm
H = 182 mm
W = 283 g

P9912
F6/B2=12



14 cl

Ø M = 53 mm
H = 205 mm
W = 255 g

P9913
F6/B2=12



27 cl

Ø M = 113 mm
H = 168 mm
W = 230 g

Q4027
F6/B2=12



Collection that also has TUMBLERS offers, (P.21).

Martigues ARCOROC Annealed
GLASS



33 cl HB

Ø M = 79 mm
H = 180 mm
W = 271 g

P26002
F6=6



16 cl HB JAUGE

Ø M = 69 mm
H = 151 mm
W = 240 g

P18603
F12=12

Kyoto ARCOROC Annealed
GLASS



31 cl

Ø M = 81 mm
H = 179 mm
W = 247 g

P1849
F6/B4=24



Shaker

Luminarc Tempered GLASS



58 cl

Ø M = 81 mm
H = 161 mm
W = 299 g

P0677
A6=6





30 cl

Ø M = 79 mm
H = 188 mm
W = 104 g

E9305

F6/B4=24



15 cl

Ø M = 57 mm
H = 217 mm
W = 92 g

E9299

F6/B4=24



30 cl

Ø M = 118 mm
H = 190 mm
W = 89 g

E9293

F6/B4=24



44 cl

Ø M = 75 mm
H = 234 mm
W = 162 g

G0011

F6/B4=24



30 cl

Ø M = 122 mm
H = 176 mm
W = 97 g

E9304

F6/B4=24

*Collection that has also TUMBLERS and JUG offers, (P.27, P.38).



Cabernet Vins jeunes C&S KRISTA

SHEER RIM



≈13 cl

47 cl

Ø M = 97 mm
H = 214 mm
W = 190 g

E 2790
F6/B4=24

Open'Up

C&S KRISTA

SHEER RIM



≈ 11 cl

55 cl TANNIC

Ø M = 107 mm
H = 233 mm
W = 207 g

U 1013
F6/B4=24

Reveal'Up C&S KRISTA

SHEER RIM / EFFERVESCENCE PLUS



≈10 cl

40 cl SOFT

Ø M = 91 mm
H = 231 mm
W = 191 g

J8743
F6/B4=24
Q8623
F2/B8=16

Séquence C&S KRISTA

SHEER RIM



37 cl BEER

Ø M = 80 mm
H = 150 mm
W = 130 g

P0089
F6/B4=24

Sublym C&S KRISTA

SHEER RIM



45 cl

Ø M = 87 mm
H = 250 mm
W = 201 g

N1739
F6/B2=12

BEER STEMGLASS

BEER TUMBLER

Cerveise ARCOROC Annealed

GLASS



50 cl

Ø M = 83 mm
H = 192 mm
W = 239 g

07131
F6/B4=24



38 cl

Ø M = 77 mm
H = 179 mm
W = 223 g

07132
F6/B4=24



32 cl

Ø M = 72 mm
H = 166 mm
W = 202 g

07134
F6/B4=24

Linz ARCOROC Annealed

GLASS



39 cl HB

Ø M = 69 mm
H = 206 mm
W = 288 g

25263
F6/B4=24



Nonic

ARCOROC Tempered GLASS

PERFECTLY STACKABLE / GLASS SAFETY



23 oz. HB 66 cl

Ø M = 90 mm
H = 159 mm
W = 315 g

P 4016
A48=48



20 oz. HB 57 cl

Ø M = 87 mm
H = 152 mm
W = 305 g

49357
A48=48



12 oz. HB 34 cl

Ø M = 77 mm
H = 127 mm
W = 205 g

43740
A48=48



10 oz. HB 28 cl

Ø M = 73 mm
H = 115 mm
W = 178 g

43716
A48=48



58 cl HB

Ø M = 84 mm
H = 161 mm
W = 328 g

P 3008
A24=24

Ultimate

ARCOROC Tempered GLASS

HIGH SHOCK RESISTANCE / GLASS SAFETY / THERMAL SHOCK RESISTANT



20 oz. HB 57 cl

Ø M = 90 mm
H = 160 mm
W = 425 g

G 8563
A24=24



40 cl

Ø M = 73 mm
H = 149 mm
W = 265 g

24668
FA12=12



33 cl

Ø M = 67 mm
H = 143 mm
W = 200 g

24670
FA12=12

Bock 25 ARCOROC Tempered

PERFECTLY STACKABLE

GLASS



25 cl

Ø M = 68 mm
H = 89 mm
W = 210 g

E 7104
R6/B8=48

Britannia



20 oz. 57 cl

Ø M = 135 mm
H = 125 mm
W = 520 g

00989
A24=24



10 oz. 28 cl

Ø M = 117 mm
H = 96 mm
W = 340 g

02936
A36=36

Haworth

ARCOROC Annealed

GLASS



20 oz. 57 cl

Ø M = 135 mm
H = 131 mm
W = 585 g

13192
A24=24



10 oz. 28 cl

Ø M = 112 mm
H = 103 mm
W = 335 g

04361
A36=36

Open'Up Spirit

C&S KRYSTA

SHEER RIM



16,5 cl AMBIENT

Ø M = 70 mm
H = 170 mm
W = 103 g

U1062
F6/B4=24



39 cl ARDENT

Ø M = 104 mm
H = 132 mm
W = 168 g

U1059
F6/B4=24



Spirits

C&S KRYSTA

SHEER RIM



70 cl COGNAC

Ø M = 113 mm
H = 166 mm
W = 199 g

N8172
F6/B4=24



17 cl RHUM

Ø M = 75 mm
H = 127 mm
W = 105 g

N6374
F6/B4=24



12 cl SHERRY

Ø M = 60 mm
H = 190 mm
W = 79 g

N8209
F6/B4=24



11 cl CORDIAL

Ø M = 60 mm
H = 200 mm
W = 89 g

N8212
F6/B4=24



10 cl GRAPPA

Ø M = 64 mm
H = 182 mm
W = 94 g

N8211
F6/B4=24



6,5 cl CORDIAL

Ø M = 56 mm
H = 158 mm
W = 102 g

N8213
F6/B4=24

Dégustation

ARCOROC Annealed

GLASS



41 cl

Ø M = 95 mm
H = 129 mm
W = 182 g

62664
F6/B4=24



25 cl

Ø M = 82 mm
H = 112 mm
W = 124 g

P9691
F6 = 6

62661
F6/B4



15 cl

Ø M = 67 mm
H = 96 mm
W = 89 g

01476
F12=12

01484
F12/B6=72



1,5 cl HB

Ø M = 38 mm
H = 62 mm
W = 38 g

01105
F10/B30=300

Fine Champagne

ARCOROC Annealed

GLASS

Irish Coffee

ARCOROC Tempered

GLASS



24 cl
 Ø M= 76 mm
 H=139 mm
 W= 290 g
37684
 F6/B4=24

West Loop

ARCOROC Annealed

GLASS



32 cl COGNAC
 Ø M= 88 mm
 H=129 mm
 W= 212 g
P9951
 F6/B2=12



SPIRITS TUMBLER

Open'Up Spirit

C&S KRYSTA

SHEER RIM

Gin

ARCOROC Annealed GLASS



≈7cl
 30 cl WARM
 Ø M= 99 mm
 H= 86 mm
 W=156 g
U1032
 F6/B4=24
V0828
 F2/B6=12



5 cl HB
 Ø M= 48 mm
 H= 57 mm
 W= 60 g
00065
 F24/B12=288



3 cl OF
 Ø M= 42 mm
 H= 52 mm
 W= 48 g
00016
 F24=24
00024
 F24/B12=288



≈ 2 cl
 3 cl OF JAUGÉ
 Ø M= 42 mm
 H= 52 mm
 W= 48 g
Q9972
 F24/B12=288



Hot Shot

ARCOROC Annealed

GLASS



7 cl HB
 Ø M= 55 mm
 H= 85 mm
 W= 96 g
G2639
 F12/B4=48



3,4 cl HB
 Ø M= 45 mm
 H= 70 mm
 W= 105 g
21554
 F12/B4=48



6 cl HB
 Ø M= 42 mm
 H= 90 mm
 W= 96 g
47346
 F6/B8=48

Vigne

ARCOROC Annealed

GLASS

Explore

C&S KRYSTA

DROP CONTROL / MOUTH BLOWN



1,3 L

Ø M = 146 mm
H = 324 mm
W = 1010 g

D2138
F1/B2=2

Macaron

C&S KRYSTA

DROP CONTROL / MOUTH BLOWN



2 L

Ø M = 163 mm
H = 310 mm
W = 900 g

N1010
F1/B2=2

Collection that has also
STEMGLASSES and
TUMBLERS offers, (P.6, P.18).

Opening

C&S KRYSTA

DROP CONTROL / MOUTH BLOWN



0,9 L

Ø M = 210 mm
H = 240 mm
W = 700 g

R0020
F1/B2=2

Open'Up

C&S KRYSTA

DROP CONTROL / MOUTH BLOWN



1,4 L

Ø M = 145 mm
H = 314 mm
W = 550 g

D6653
F1/B2=2

Collection that has also
STEMGLASSES and
TUMBLERS offers, (P.6, P.18).

Decanta

ARCOROC Annealed

GLASS



1,6 L


Ø M = 190 mm
H = 236 mm
W = 704 g

V0410
F1/B2=2

Vina

ARCOROC Annealed

GLASS



1,5 L

Ø M = 156 mm
H = 243 mm
W = 770 g

V1308
F1/B2=2

Collection that has also
STEMGLASSES and
TUMBLERS offers, (P.15, P.19).




À vin

ARCOROC Annealed GLASS

Carré

ARCOROC Annealed GLASS

GAUGED ITEM



1L
 Ø M = 119 mm
 H = 203 mm
 W = 425 g
C0199
 A6=6

0,5 L
 Ø M = 96 mm
 H = 164 mm
 W = 280 g
C0197
 A12=12

0,25 L
 Ø M = 78 mm
 H = 132 mm
 W = 158 g
C0198
 A12=12

1L
 Ø M = 120 mm
 H = 255 mm
 W = 750 g
53675
 A6=6

0,5 L
 Ø M = 96 mm
 H = 199 mm
 W = 350 g
53673
 A12=12

0,25 L
 Ø M = 62 mm
 H = 162 mm
 W = 205 g
53674
 A12=12

Fluid...

ARCOROC Annealed GLASS



1L
 Ø M = 101 mm
 H = 265 mm
 W = 465 g
L3965
 A6=6


1L + LID
 Ø M = 101 mm
 H = 265 mm
 W = 479 g
L4193
 A6=6



...Fluid

ARCOROC Annealed GLASS

* 0% BPA



0,75 L
 Ø M = 96 mm
 H = 210 mm
 W = 435 g
L6247
 A6=6

0,75 L + LID
 Ø M = 96 mm
 H = 210 mm
 W = 449 g
L8689
 A6=6

0,5 L
 Ø M = 91 mm
 H = 186 mm
 W = 435 g
L3963
 A6=6

0,5 L + LID
 Ø M = 91 mm
 H = 186 mm
 W = 449 g
L4194
 A6=6

0,25 L
 Ø M = 71 mm
 H = 136 mm
 W = 210 g
L4212
 A12=12

LID
 Ø M = 70 mm
 H = 39 mm
 W = 14 g
L4257
 F6/B4=24

Fluid colors

ARCOROC Annealed GLASS

PROFESSIONAL 2000 CYCLES

Funambule Luminarc Annealed GLASS



≈0,75L

0,75 L BLUE

Ø M = 96 mm
H = 210 mm
W = 435 g

Q4033
A6=6



≈0,75L

0,75 L GREEN

Ø M = 96 mm
H = 210 mm
W = 435 g

Q4025
A6=6



≈0,75L

0,75 L WHITE

Ø M = 96 mm
H = 210 mm
W = 435 g

Q4026
A6=6



1 L

Ø M = 88 mm
H = 250 mm
W = 514 g

N4080
A6=6

JUG

Arc Luminarc Annealed GLASS

Arc

ARCOROC Annealed GLASS



1,6 L

Ø M = 165 mm
Ø W/O handle=142 mm
H = 242 mm
W = 920 g

53061
A6=6



1,3 L

Ø M = 163 mm
Ø W/O handle=138 mm
H = 217 mm
W = 760 g

E7254
A6=6



1 L

Ø M = 151 mm
Ø W/O handle=126 mm
H = 202 mm
W = 660 g

E7255
A6=6



0,5 L

Ø M = 126 mm
Ø W/O handle=100 mm
H = 141 mm
W = 320 g

E7258
A12=12

Outdoor Perfect SAN PLASTIC

0% BPA / PROFESSIONAL 2000 CYCLES

Quadro

Luminarc Annealed GLASS



2 L

Ø M = 220 mm
H = 261 mm
W = 634 g

E9298
A12=1

Collection that has also
TUMBLERS
and STEMGLASSES offers.



1,7 L + LID

Ø M = 163 mm
Ø W/O handle=124 mm
H = 256 mm
W = 845 g

30629
A6=6



1,1 L + LID

Ø M = 125 mm
Ø W/O handle=99 mm
H = 242 mm
W = 800 g

70361
A6=6



0,5 L + LID

Ø M = 125 mm
Ø W/O handle=99 mm
H = 157 mm
W = 490 g

75201
A6=6

NEW Spring...

ARCOROC Annealed GLASS



1L
Ø M = 134 mm
Ø W/O handle=94 mm
H = 218 mm
W = 700 g

Q 3907
A6=6



1L + LID
Ø M = 134 mm
Ø W/O handle=94 mm
H = 229 mm
W = 820 g

Q 4272
A6=6



0,75 L
Ø M = 134 mm
Ø W/O handle=90 mm
H = 186 mm
W = 570 g

Q 3606
A6=6



0,75 L + LID
Ø M = 134 mm
Ø W/O handle=90 mm
H = 197 mm
W = 690 g

Q 8264
A6=6



NEW ...Spring

ARCOROC Annealed GLASS



LID | Ø M = 82 mm | **Q 8265**
H = 22 mm | A12=12
W = 120 g



0,5 L
Ø M = 134 mm
Ø W/O handle=90 mm
H = 146 mm
W = 450 g

Q 3909
A12=12



0,5 L + LID
Ø M = 134 mm
Ø W/O handle=90 mm
H = 157 mm
W = 570 g

Q 8263
A12=12

Tivoli

Luminarc Annealed GLASS



1,6 L
Ø M = 168 mm
Ø W/O handle=127 mm
H = 203 mm
W = 915 g

07058
A6=6

ACCESSORIES

Damier

ARCOROC Annealed
GLASS



5 cl
Ø M = 45 mm
H = 83 mm
W = 62 g

00633
A36=36



107 mm
Ø M = 107 mm
H = 35 mm
W = 245 g

C 1320
R6/B4=24



85 mm
Ø M = 85 mm
H = 36 mm
W = 120 g

51257
R6/B4=24



107 mm
Ø M = 107 mm
H = 35 mm
W = 255 g

00187
R6/B4=24



85 mm
Ø M = 85 mm
H = 36 mm
W = 120 g

55878
R6/B4=24

Empilable

ARCOROC Annealed GLASS

PERFECTLY STACKABLE / * PROFESSIONAL 2000 CYCLES

Envie d'aller plus loin :



Adresse du Showroom
12A Allée des Ormes
1370 Jodoigne
Belgique

Horaire du showroom
Du mardi au samedi
de 10h à 17h
Du lundi au dimanche
sur rendez-vous



Email

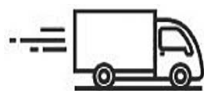
info@val-enza.be
www.val-enza.be



Téléphone

Anael Stordeur
+32(0)483 63 82 01

Valérie Kievits



Notre showroom
se déplace chez vous



DRINKWARE **2023**
Collections

ARCOROC



arcoroc.com - chefsommelier.com

